



**THE CASTLE ROCK
SCHOOL**

Lionheart Educational Trust

HOW TO ACCESS OPTIONS ONLINE FOR THE FIRST TIME

LOG INTO BEEHIVE



The screenshot shows the Beehive app interface. On the left is a navigation menu with the following items: Home, Assignments, Timetable, Documents, Events, Classes, Rewards & Behaviours, Store, Smartcard, Consent, and Links. The 'Links' item is circled in red, and a red arrow points to it from the text 'Click on 'Links'' below. The main content area shows a post by Mr Larder-Dyson titled 'WELLBEING AT LIONHEART WINTER 2022'. The post includes a blue header with the title and a logo, and a PDF attachment titled 'Trust Wellbeing Newsletter winter 2022 12.12.22.pdf'. At the bottom of the post are icons for a heart, a thumbs up, and a trash can.

Click on 'Links'

HOW TO ACCESS OPTIONS ONLINE

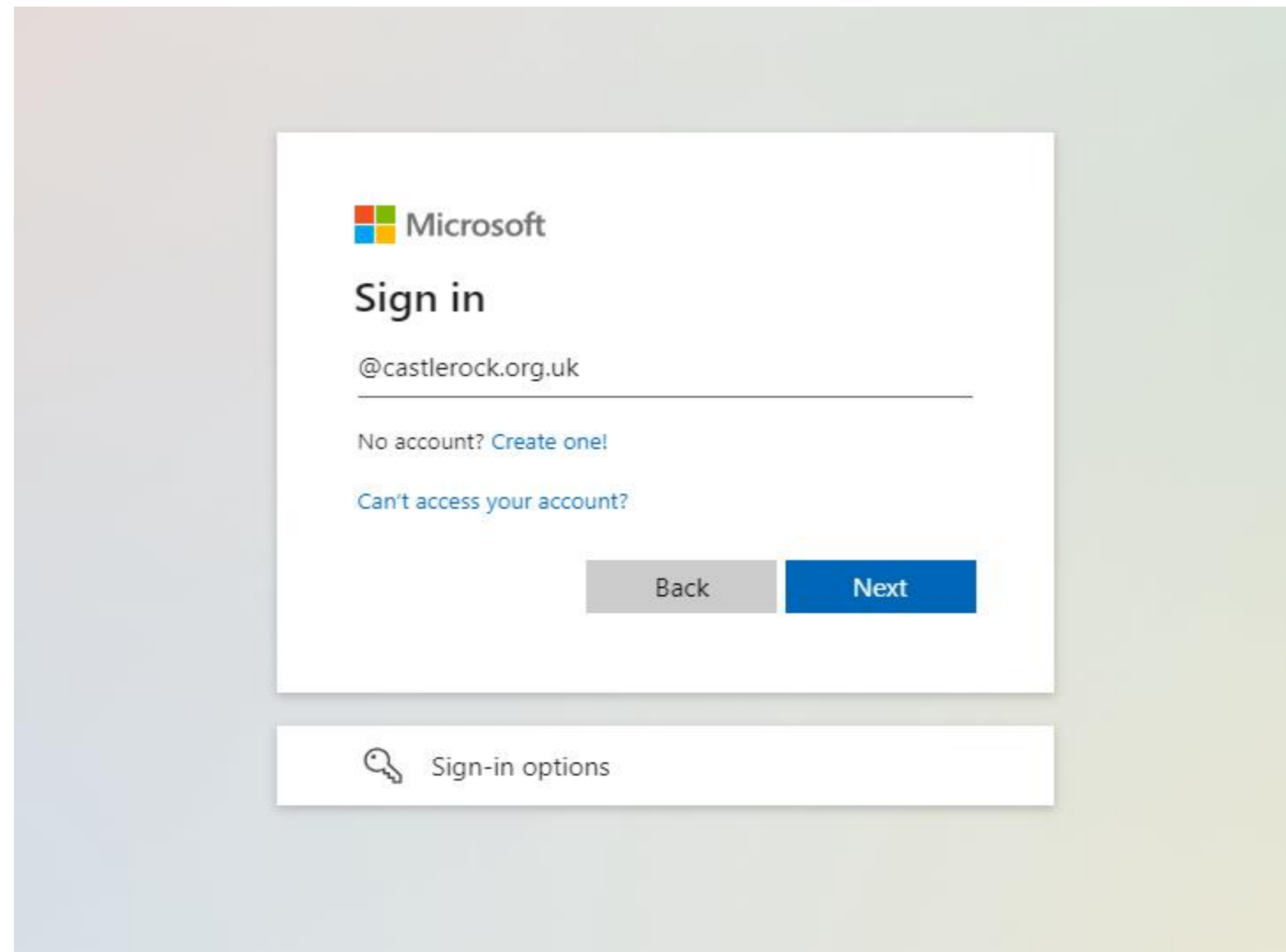


The screenshot shows a user interface for a school's online portal. On the left is a vertical navigation menu with icons and labels: Home, Assignments, Timetable, Documents, Events, Classes, Rewards & Behaviours, Store, Smartcard, Consent, and Links (highlighted with an orange circle). The main content area is titled 'Links' and is divided into several categories:

- General:**
 - Office 365** (highlighted with a red circle): <http://portal.office.com>. Description: Check email and use Office programs such as Word and Excel.
 - Virtual Learning Environment**: <https://vle.lionhearttrust.org.uk>. Description: The Lionheart Academies Trust VLE.
- Curriculum:**
 - SAM Learning**: <http://www.samlearning.com>. Description: Award-winning online learning proven to improve GCSE results.
 - Dr. Frost Maths**: <https://www.dr frostmaths.com/>. Description: A free online learning platform with resources, videos and a bank of exam questions.
- Careers:**
 - National Careers Service**: <https://nationalcareers.service.gov.uk/>
 - Find an Apprenticeship**: <https://www.gov.uk/apply-apprenticeship>
 - T-Levels**: <https://www.tlevels.gov.uk/>
 - PS16**: <https://ps16.co.uk/>
 - UCAS**: <https://www.ucas.com/>
- Other Links:**
 - Unifrog**: <https://www.unifrog.org/>
- School Websites:**
 - Castle Rock School**: <http://www.castlerock.org.uk>. Description: The Castle Rock School public website.
 - Lionheart Educational Trust Website**: <http://www.lionhearttrust.org.uk>. Description: The website of the Lionheart Educational Trust.

On the right side of the screenshot, there is a large text overlay: "Open Office 365 to access email".

HOW TO ACCESS OPTIONS ONLINE



Log in with your school email

Should start with '2020'

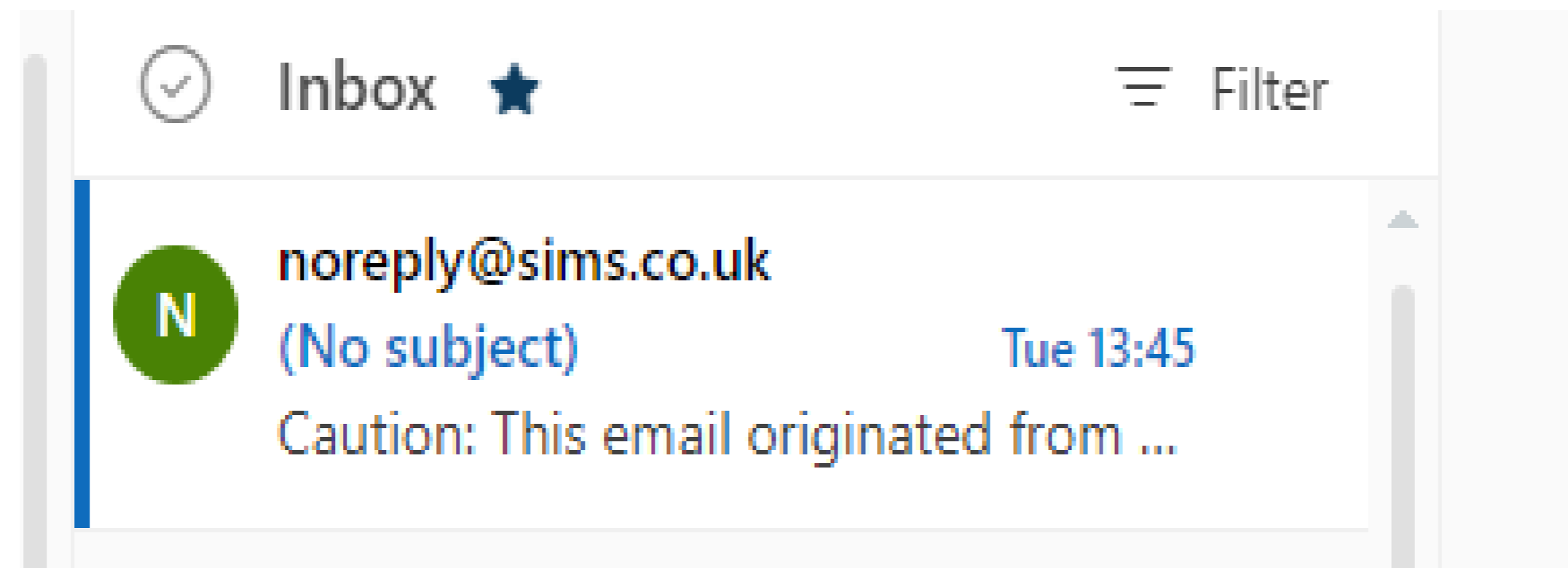
HOW TO ACCESS OPTIONS ONLINE



The screenshot shows the Microsoft 365 home page for a user at Lionheart Educational Trust. The top navigation bar includes the user's name, a search bar, and various utility icons. A notification banner at the top states, "The Office app is becoming the new Microsoft 365 app, your home to find, create, and share your content and ideas." The main content area displays a "Good morning" greeting, a "Quick access" section with filters for "All", "Recently opened", "Shared", and "Favourites", and a list of recent documents: "L1%20-%20Worksheet" (dated 8 Sept 2022) and "Presentation3" (dated 2 Sept 2022). A red arrow points from the text "Click on 'Outlook' to show all of your emails" to the Outlook icon in the left-hand navigation pane.

Click on 'Outlook' to show all of your emails

HOW TO ACCESS OPTIONS ONLINE



Look for this email in your inbox



HOW TO ACCESS OPTIONS ONLINE



Some content in this message has been blocked because the sender isn't in your Safe senders list. [I trust content from noreply@sims.co.uk.](#) | [Show blocked content](#)



noreply@sims.co.uk

To: [Redacted]



Tue 03/01/2023 13:45

Caution: This email originated from outside of the Lionheart Educational Trust Network.

Do not click links or respond to the message unless you recognise the sender and know the content is safe. If you are unsure, please contact IT Support

Hi [Redacted]

Simply accept this invitation and register within 90 days.

[Accept Invitation](#)

Click to accept the invitation

If the button above doesn't work, copy and paste the following link into your browser.

<https://registration.sims.co.uk>

Should you need to enter it, your personal invite code is: [Redacted]

Sent on behalf of,

Castle Rock High School

HOW TO ACCESS OPTIONS ONLINE



SIMS

Activate Your Account

So that we can confirm your identity, please enter your email address and personal invitation code.

Username

Invitation Code

Next

Alternatively you may complete the registration using an External Account.

Register with an External Account

Secured by SIMS ID
ESS Hosted Services: [Check Service Status](#)

Type in your email address

The Invitation code should be filled in already

HOW TO ACCESS OPTIONS ONLINE



SIMS


Account Registration

So that we can confirm your identity, please answer your security question below.

What is your date of birth? (DD/MM/YYYY)

Next

Secured by SIMS ID
ESS Hosted Services: [Check Service Status](#)



HOW TO ACCESS OPTIONS ONLINE



SIMS

Create a Strong Password

- At least one capital letter ✓
- At least one number ✓
- At least one special character ✓
- At least 8 characters ✓

Password

Confirm Password

Show Password

Next

Secured by SIMS ID
ESS Hosted Services: [Check Service Status](#)

Do not lose your password

I do not get a copy of it !

HOW TO ACCESS OPTIONS ONLINE



SIMS

Account Registration

Your account has been successfully created.
You are now able to log in.

[Log In](#)

We have sent you an email to confirm your email address. This is necessary to allow you to be able to reset a forgotten password.

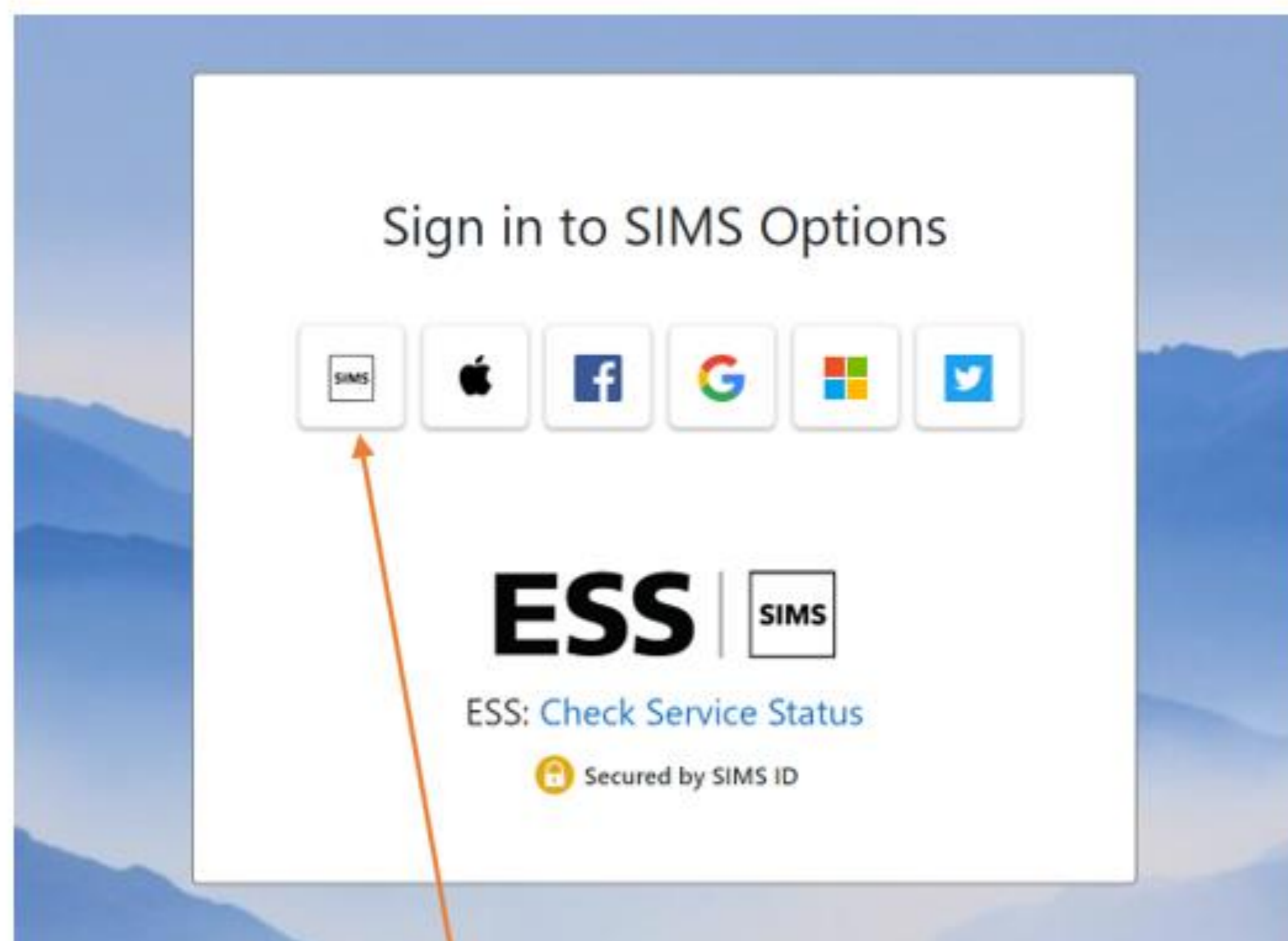
Please read the email and follow the instructions to validate your email address.

Remember to check in your SPAM folder

Secured by SIMS ID
ESS Hosted Services: [Check Service Status](#)

Nearly done, click on 'Log in'

HOW TO ACCESS OPTIONS ONLINE



Click on the Sims icon

HOW TO ACCESS OPTIONS ONLINE



Sign in to SIMS Options






Username
#####@castlerock.org.uk

Password

Show Password [Forgot Password?](#)

Sign in

OR

Log in using your school email address and the password you have just created.

In future, access Options Online through the school website or using the email link.

HOW TO ACCESS OPTIONS ONLINE



[HOME](#) [ABOUT US](#) [PROSPECTIVE STUDENTS](#) [CURRENT STUDENTS](#) [CURRENT PARENTS](#) [NEWS & EVENTS](#) [CURRICULUM](#) [CAREERS](#) [ALUMNI](#) [CONTACT US](#) [Q](#)

[STUDENT SUPPORT](#)

[E-Safety](#)

[Support & Wellbeing](#)

[Ramadan](#)

[EXAMS](#)

[Examinations](#)

[EXTRA CURRICULAR](#)

[Beyond the Classroom](#)

[Extra-Curricular Timetable](#)

[Music Extra-Curricular Clubs](#)

[Castle Rock Podcast](#)

[Duke of Edinburgh](#)

[STUDENT LEADERSHIP](#)

[Student Leadership](#)

[POST-16](#)

[Visit our Sixth Form Website](#)

[OFFICE 365](#)

[Office 365](#)

[YEAR 9 OPTIONS](#)

[Options 2026](#)



CASTLE ROCK SIXTH FORM

Unlock your future with our range of A Levels and vocational courses that open doors to higher education and careers worldwide. Get in touch with the team to book a tour.

HOW TO ACCESS OPTIONS ONLINE



[HOME](#) [ABOUT US](#) [PROSPECTIVE STUDENTS](#) [CURRENT STUDENTS](#) [CURRENT PARENTS](#) [NEWS & EVENTS](#) [CURRICULUM](#) [CAREERS](#) [ALUMNI](#) [CONTACT US](#) [Q](#)

OPTIONS 2026

Welcome to the Options page for Year 9.

Year 9 students at Castle Rock are about to embark on the most important stage of their education so far. For the first time, these students will be able to make some choices about the subjects they are going to study until the end of Year 11, and just as importantly, those subjects that they will not. Students will be able to shape their curriculum and match it to their future aspirations. This process requires careful consideration by you and your child as once they have started on a course, it is very difficult to change.

Our Options evening for parents/carers and students is Thursday 15th January 2026. If you have not received the letter via Beehive, there is a link below to the ticketsource website where you will need to reserve seats for the appropriate presentation,

www.ticketsource.co.uk/lionhearttrust

There will be three sessions to suit your needs, 4pm, 4.45pm and 5.30pm. Each session will begin with a short presentation about the process followed by the opportunity to talk to the staff from each of the subject areas about the courses offered.

Our Options booklet contains all of the information you will need about our curriculum and the subjects that we offer.

The students complete their options using our online portal. There are also step by step instructions on how to complete the online form.

If you are logging onto the options page for the first time, students must access their school email first and follow the link they have been sent. Following this, just click on the link below:

<https://www.sims-options.co.uk/>







The deadline for the option form to be completed is Friday 6th February.


Until this date, the form can be changed as often as you like. At the end of Friday 6th February, the entries will be locked and the process of allocating places to students will begin.

HOW TO ACCESS OPTIONS ONLINE




Sign in to SIMS Options

ESS | 

ESS: [Check Service Status](#)

 Secured by SIMS ID